



POWER SKY (H.K.) LTD.

TO-126 Plastic-Encapsulate Transistors

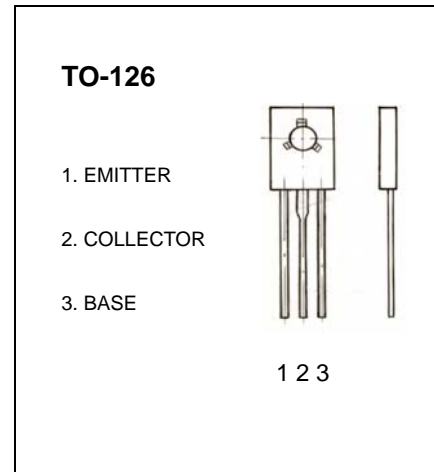
2SB776 TRANSISTOR (PNP)

FEATURES

- High current output up to 3A
- Low saturation voltage Power dissipation

MAXIMUM RATINGS ($T_A=25^\circ\text{C}$ unless otherwise noted)

Symbol	Parameter	Value	Units
V_{CBO}	Collector-Base Voltage	-50	V
V_{CEO}	Collector-Emitter Voltage	-50	V
V_{EBO}	Emitter-Base Voltage	-5	V
I_C	Collector Current –Continuous	-3	A
P_C	Collector Power Dissipation	1	W
T_J	Junction Temperature	150	$^\circ\text{C}$
T_{stg}	Storage Temperature	-55-150	$^\circ\text{C}$



ELECTRICAL CHARACTERISTICS ($T_{amb}=25^\circ\text{C}$ unless otherwise specified)

Parameter	Symbol	Test conditions	MIN	TYP	MAX	UNIT
Collector-base breakdown voltage	$V_{(BR)CBO}$	$I_C=-100\mu\text{A}, I_E=0$	-50			V
Collector-emitter breakdown voltage	$V_{(BR)CEO}$	$I_C=-5\text{mA}, I_B=0$	-50			V
Emitter-base breakdown voltage	$V_{(BR)EBO}$	$I_E=-100\mu\text{A}, I_C=0$	-5			V
Collector cut-off current	I_{CBO}	$V_{CB}=-50\text{V}, I_E=0$			-1	μA
Emitter cut-off current	I_{EBO}	$V_{EB}=-3\text{V}, I_C=0$			-1	μA
DC current gain	$h_{FE(1)}$	$V_{CE}=-2\text{V}, I_C=-20\text{mA}$	100			
	$h_{FE(2)}$	$V_{CE}=-2\text{V}, I_C=-1\text{A}$	100		400	
Collector-emitter saturation voltage	$V_{CE(sat)}$	$I_C=-2\text{A}, I_B=-200\text{mA}$			-0.5	V
Base-emitter saturation voltage	$V_{BE(sat)}$	$I_C=-2\text{A}, I_B=-200\text{mA}$			-2	V
Transition frequency	f_T	$V_{CE}=-5\text{V}, I_C=-100\text{mA}$		80		MHz
Collector output capacitance	C_{ob}	$V_{CB}=-10\text{V}, I_E=0, f=1\text{MHz}$		45		pF

Fig.1 Static characteristics

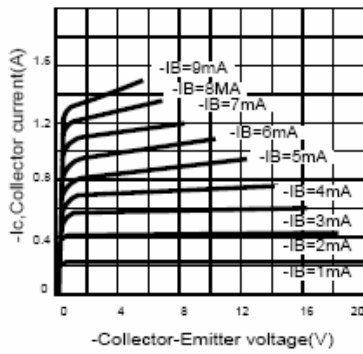


Fig.2 Derating curve of safe operating areas

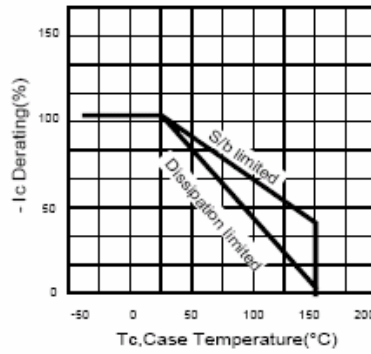


Fig.3 Power Derating

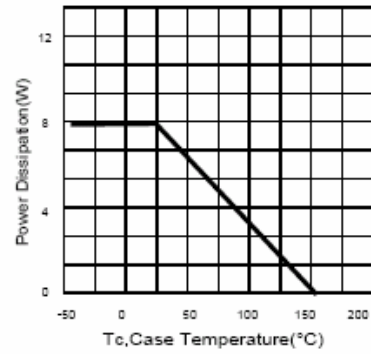


Fig.4 Collector Output capacitance

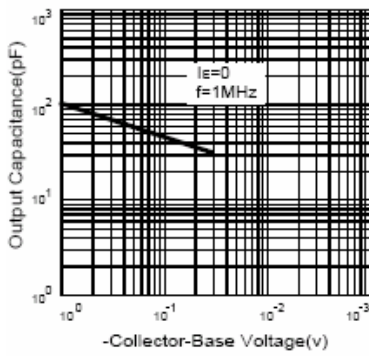


Fig.5 Current gain-bandwidth product

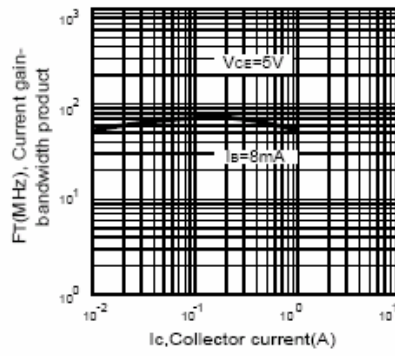


Fig.6 Safe operating area

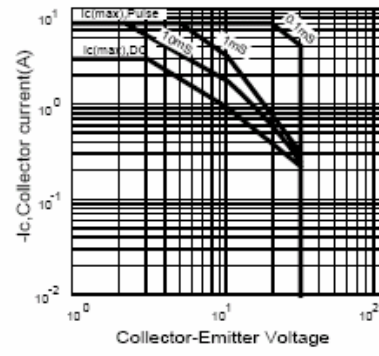


Fig.7 DC current gain, hFE




Fig.8 Saturation Voltage

